

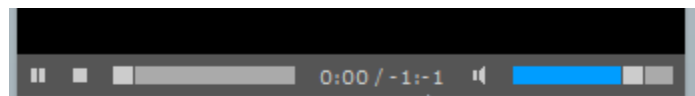
SLC CourseWare Cheat Sheet

The course program plays in Adobe Flash Player, which is used all over the internet (Facebook, etc.) to display rich content. 99% of all computers have Adobe Flash Player.

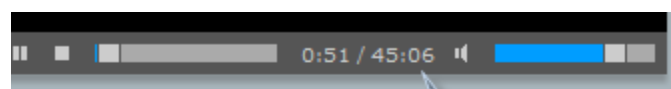
Completing a Course:

Each **Course** is divided into **Modules**, and each **Module** is divided into **Sections**. A **Module** may have one or more **Sections**. In order to complete a **Module**, all **Sections** must be marked as “Complete” and if an **Assessment** is associated with the **Module**, that **Assessment** successfully completed as well.

Modules may have prerequisites and should be listed in the intended order to be taken. You cannot enter **Module** that has an unsatisfied prerequisite. Once you enter a **Module**, you should first choose a **Section** to view. The video should start automatically. **NOTE:** because the videos are quite large, it takes up to a minute for the video to buffer and start. Please be patient – you will know that the video is ready to start when the time shifts from -1: -1 to something like 45:34. Also, if you internet connection is slow, you may notice the video stopping and starting. Simply pause the video for a few minutes until the grey bar fills in.

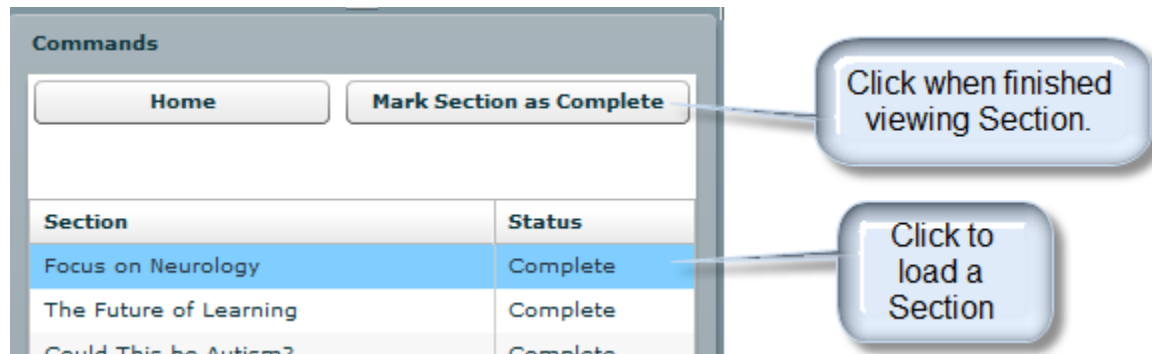


Video is loading...

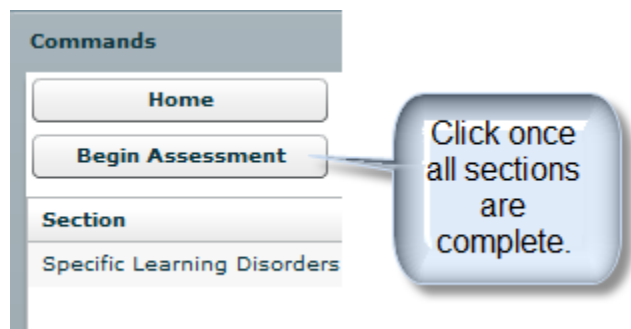


Video has loaded!

A **Section** usually includes a video and slides. The slides can be navigated independently from the video. Marking a **Section** as complete is “on your honor” and is intended to be a reminder of your individual progress.



Assessments cannot be started until all **Sections** in the module are marked as complete. Scores for tests and self-reflection, as well as essay answers, are captured for later review by the course proctors. Some modules do not contain assessments – and will not have a “Begin Assessment” button.



Strategic Learning Coaching, Level 1:

The Level 1 Strategic Learning Coaching course has 13 modules. We must apologize for the quality of the sound in the videos – the venue was not very conducive for videotaping. You will notice some spots where the volume decreases dramatically – we had a couple of chronic coughers and a very squeaky chair that had to be edited out. You may find it helpful to use headphones especially if you have a laptop with weak speakers.

You should receive a course notebook in the mail a few days after registering. The notebook will have plenty of room to take notes (note taking is recommended as a learning strategy!) and also supplemental information and inserts.